

CAT NO	CONDUCTOR			B	L	O D	INDEX NO	INSTALLATION DATA										REF. DWG						
	COPPER CABLE SIZE	STR						HYPRESS™ DIE SETS WITH NO OF CRIMPS EACH END																
								MD6	Y35	Y46	Y48B	Y60	KEARNEY	NICOPRESS										
YDSBC	#8 STR (146 DIA)	7	76	178	27	171		W171	1	U171	1													
YDS6C	#6 STR (183 DIA)	7	126	277	32	161		W161	2	U161	1													
YDS4C	#4 STR (232 DIA)	7	115	255	40	162		W162	4	U162	1													
YDS3C-3	#3 STR (286 DIA)	3	250	525	50	163		W163	9	U163	3													
YDS2C	#2 STR (291 DIA)	7	172	369	50	163		W163	6	U163	2													
YDS2C-3	#2 STR (320 DIA)	3	172	369	53	163		W163	6	U163	2													
YDS1C	#1 STR (330 DIA)	7,19	205	429	56	164		W164	6	U164	3													
YDS1C-3	#1 STR (360 DIA)	3	297	619	68	166, 459		W166	12	U166/459	6													
YDS25	#0 STR (373 DIA)	7,19	259	538	63	165		W165	6	U165	6													
YDS26	2/0 STR (414 DIA) (418 DIA)	7 19	285	595	71	166		W166	12	U166	6													
YDS26	115 kcmil *78 (386 DIA)	7	285	595	71	166		W166	12	U166	6													
YDS26	2/0 STR (437 DIA) MAX	7,12,19	285	595	71	166		W166	12	U166	6													
YDS26-11	2/0 STR (440 DIA)	11	302	631	71	263				U236	6													
YDS27	3/0 STR (470 DIA)	7,19	329	683	79	167				U167	7													
YDS28	4/0 STR (528 DIA)	7,19	327	691	89	168				U168	9													
YDS28	4/0 STR (552 DIA)	7,12,19	327	691	89	168				U168	9													
YDS29	250 kcmil (575 DIA)	7,19,31	354	747	95	169				U169	9													
YDS29-12	250 kcmil (600 DIA)	12	355	747	96	169				U169	9													
YDS30	300 kcmil (630 DIA)	19,37	386	809	105	170				U170	13													
YDS31	350 kcmil (710 DIA)	12,19,37	504	1020	117	267				U267	12													
YDS32	400 kcmil (728 DIA)	19,37	629	1283	124	209				U209	15													
YDS34	500 kcmil (814 DIA)	19,37	575	1162	138	210				U210	15													
YDS36	600 kcmil (893 DIA)	37,61	617	1346	155	576																		
YDS39	750 kcmil (998 DIA)	37,61	601	1278	170	627																		
YDS44	1000 kcmil (1152 DIA)	37,61	756	1525	200	345																		
YDS2W	#3 (260 DIA)	7	175	375	48	163		W163	6	U163	2													

FD72682

FC18391

FC17396

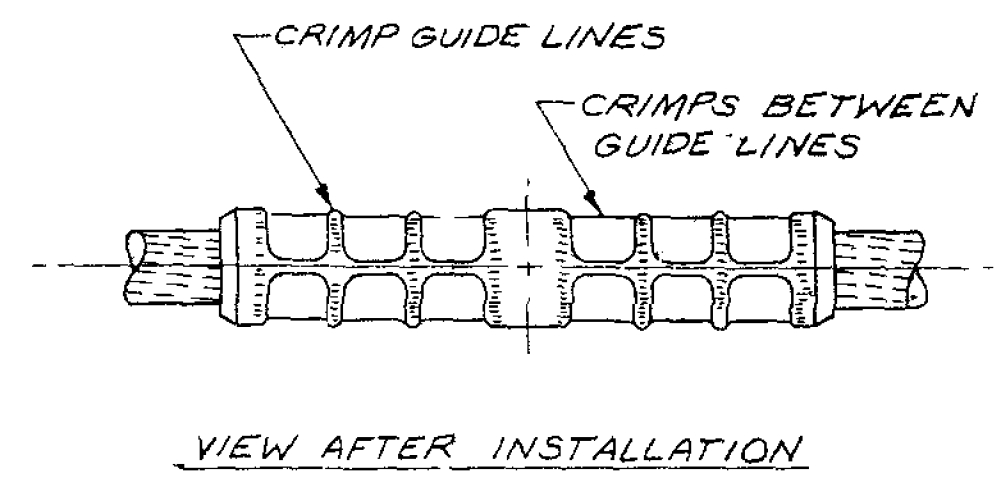
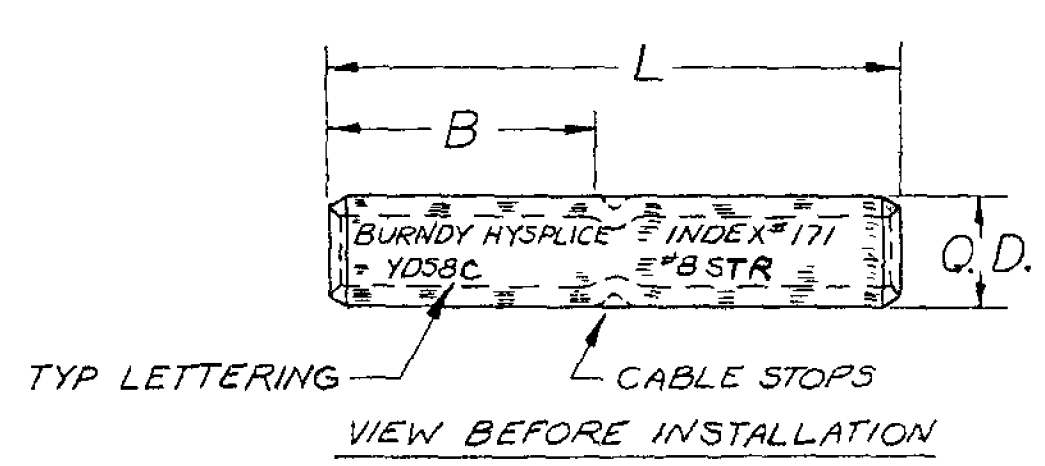
FC17516

FC28226

FC33489

FC21811

FD72682



REFERENCE: SD15142M

NOTES:

- U DIES MAY BE USED WITH P-U ADP U DIE ADAPTOR.
- CONNECTOR ALSO ACCOMMODATES SOFT DRAWN CONDUCTOR.
- CONDUCTORS ACCOMMODATED  
HARD DRAWN.  
MEDIUM HARD DRAWN,  
UNLESS NOTED
- MATERIAL: COPPER TUBE.
- BARRELS LINED WITH PENETROX®.

TO ORDER BURNDY PRODUCTS CALL 1-800-346-4175  
MANCHESTER, NH 03109, USA  
FOR PRODUCT INFO = <http://www.fciconnect.com>

**HYSPLICE™ TENSION (COPPER)**

CAT NO: YDS (TABLE) SCALE: NTS

DRAWN: JDI 11-8-71 CHECKED: J.P.S. 11-11-71

DSGN APPVL: MFG APPVL:

Q.A. APPVL:

MKTG APPVL: N/A

CAD FILE:

MDL REF: N/A

DRAWING NO. REV: SD15142

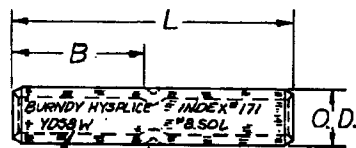
**FCI**  
FRAMATOME GROUP

BURNDY • RACNE • MALICO • SAAE Products

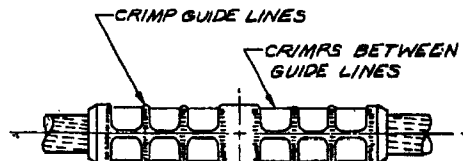
SHEET 1 OF 3

79	12/20/00	CHG. D.D. TO 27 FOR CAT.# YDSBC AND UPDATE FORMAT.	6091	DB	PL
REV.	DATE	DESCRIPTION	ECO	BY	C'K'D

SD15142



VIEW BEFORE INSTALLATION



VIEW AFTER INSTALLATION

REV.	DATE	REVISION DESCRIPTION	BY	CHKD.
70	11-8-71	REV. & REDRAWN (ECP 1443)	JDI	JPS
71	10-27-71	REVISED TO USE 1/2" DIA. DIE SET	JDI	JPS
76	3-28-78	SHT. 1 AFFECTED (DL 202B)	JEL	KK
77	3-28-78	SHT. 1 AFFECTED (DL 202B)	JEL	DJD
78	3/28/99	UPDATED FORMAT PER IECQ 49282	BM	PL

CONDUCTOR	COPPER CABLE SIZE	STR	CAT. NO.	B	L	O.D.	INDEX NO.	INSTALLATION DATA												REF. DWG.
								HYPRESS <sup>TM</sup> DIE SETS WITH NO. OF CRIMPS EACH END						REARNEY						
								MD6	Y35	Y46	Y48B	Y60								
#8 SOL (.129 DIA.)	YD5BW	.70	1.65	.25	171	W171	1	U171	1								K 1/4	N-E		
#6 SOL (.162 DIA.)	YD5GW	1.27	2.62	.32	161	W161	2	U161	1								K 5/16	N-J		
#4 SOL (.204 DIA.)	YD54W	1.15	2.55	.38	162	W162	4	U162	1								K 3/8	N-M		
#3 SOL (.229 DIA.)	YD53W	1.21	2.73	.40	163/308	W163	4	U163	1											
#2 SOL (.258 DIA.)	YD52W	1.15	3.75	.48	163	W163	6	U163	2								K 1/2	N-T		FD72682
#1 SOL (.289 DIA.)	YD51W	2.64	5.53	.55	164	W164	8	U164	4											
1/0 SOL (.325 DIA.)	YD575	2.84	5.93	.61	207	W207	6	U207	6								K 5/8-1			
3/6 (.349 DIA.)	YD576	2.97	6.19	.68	166/206	W166	12	U166	6											
2/0 SOL (.365 DIA.)	YD576	2.97	6.19	.68	166/206	W206	12	U206	6											
3/0 SOL (.410 DIA.)	YD577	3.51	7.39	.76	207			U207	7											
4/0 SOL (.460 DIA.)	YD578	3.55	7.47	.86	208			U208	9			C 208	3	L 208	3					
#2 SOL (.258 DIA.)	YD52W	1.15	3.75	.48																
1/0 SOL (.325 DIA.)	YD51C	2.05	4.29	.56	403			U403	3											
2/0 SOL (.365 DIA.)	YD52E	2.59	5.38	.63	373			U373	6											

A

## NOTES:

- 1 U DIES MAY BE USED WITH P-U ADP U DIE ADAPTOR.
- 2 SOFT DRAWN ONLY.
- 3 USE Y34A HYPRESS<sup>TM</sup> WITH DIE A2CYD-1 (2 CRIMPS).

CONDUCTORS ACCOMMODATED:  
HARD DRAWN,  
MEDIUM HARD DRAWN,  
UNLESS NOTED.

MATERIAL:  
COPPER TUBE.

NOTE:  
BARRELS LINED WITH PENETROX<sup>®</sup>

HYSPLICE <sup>TM</sup> TENSION (COPPER)	
CAT. NO. YDS (TABLE)	
DRAWN 11-8-71 JDI	CHECKED JPS 11-11-71
DES. APPROV. 21-11-71	PROD. APPROV. 21-11-71
FRAMATOME CONNECTORS USA INC. BURNDY ELECTRIC.	DRAWING NO. SD15142
1-781 MANUFACTURED IN U.S.A. L-802-344-475	REV. 78

(SHEET: 2 of 3) 1 ECP 1443

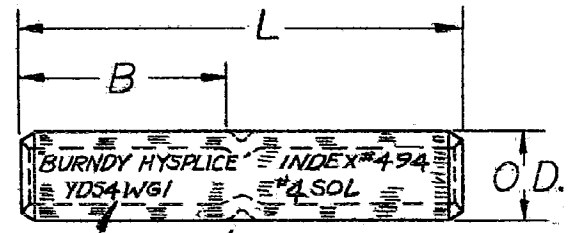
SD15142

4/23/98 10:42:05

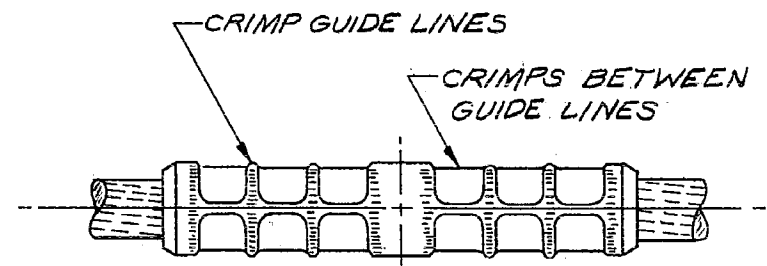
MILLSTOP=203

K ROUTIN

SD15142



TYP LETTERING  
VIEW BEFORE INSTALLATION



VIEW AFTER INSTALLATION

REV.	DATE	REVISION DESCRIPTION	BY	CHK'D.
70	11-8-71	REV. & REDRAWN (ECP 1463)	JDI	J.P.S.
75	6-29-87	ADDED P-GROOVE TO YDS4WG1 (ECP 4315)	LEB	SmG
76	9-12-89	SHT. 1 AFFECTED (D.C. 20274)	JEL	KH
77	9-28-89	SHT. 1 AFFECTED (D.C. 20281)	JEL	D.R.
78	5/11/99	UPDATED FORMAT PER (ECO 4828)	BM	PL

CONDUCTOR		CAT. NO	B	L	O D	INDEX NO	INSTALLATION DATA								REF. DWG.		
COPPER CABLE SIZE	STR						HYPRESS™ DIE SETS WITH NO. OF CRIMPS EACH END										
				MD6	Y35	Y46	Y48B	Y60	KEARNEY	NICOPRESS							
#8SOL(.129 DIA.)	—	YDS8WG1	.91	1.88	.31	161	W161	1	U161	1	—	—	—	—	—	—	FC21596
#4SOL(.204 DIA.)	—	YDS4WG1	1.26	2.62	.41	202	—	—	U202	2	—	—	—	—	—	P-GROOVE	FC45865
#2SOL(.258 DIA.)	—	YDS2WG1	1.94	4.00	.48	494	—	—	—	—	—	—	—	—	—	—	FC32680
650kcmil (.929 DIA.)	37.61	YDS37G1	6.58	13.94	1.70	627	—	—	—	—	—	C627	7	L627	7	—	FC56928
700kcmil (.964 DIA.)	37.61	YDS38G1	6.56	13.91	1.70	627	—	—	—	—	—	C627	7	L627	7	—	FC56930
800kcmil (1.031 DIA.)	37.61	YDS40G1	8.15	17.07	1.70	627	—	—	—	—	—	C627	9	L627	9	—	FC56932

- NOTES:
- 1 U DIES MAY BE USED WITH P-U ADP U DIE ADAPTOR.
  - 2 SOFT DRAWN.
  - 3 USE Y34A HYPRESS™ WITH A 494 DIE SET.

CONDUCTORS ACCOMMODATED:  
HARD DRAWN.  
MEDIUM HARD DRAWN.  
UNLESS NOTED.

MATERIAL:  
COPPER TUBE.

NOTE:  
BARRELS LINED WITH PENETROX®

HYSPLICE™ TENSION (COPPER)

CAT. NO. YDS (TABLE)

SCALE

DRAWN 11-8-71 JDI

CHECKED J.P.S. 11-11-71

DES. APPROV. 11-12-71

PROD. APPROV.

FRAMATONE CONNECTORS USA INC.  
BURNDY ELECTRICAL

MANCHESTER, NH 03108  
U.S.A.  
1-800-346-4175

DRAWING NO. SD15142

REV. 78

SD15142